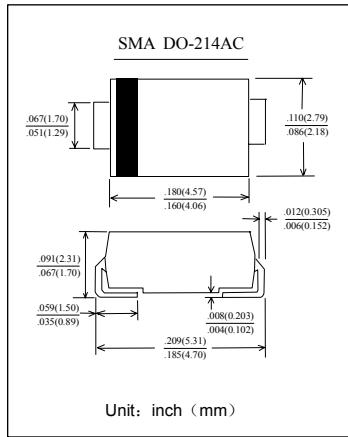


表面安装肖特基二极管  
反向电压 20 --- 100 V  
正向电流 1.0 A

Surface Mount Schottky Barrier Rectifier  
Reverse Voltage 20 to 100 V  
Forward Current 1.0 A



特征 Features

- 大电流承受能力。High Current Capability
- 正向压降低。Low Forward Voltage Drop
- 高温焊接保证 High temperature soldering guaranteed:  
250°C/10 秒, 0.375" (9.5mm) 引线长度。  
250°C/10 seconds, 0.375" (9.5mm) lead length,
- 引线可承受5 磅 (2.3kg) 拉力。5 lbs. (2.3kg) tension

机械数据 Mechanical Data

- 端子: 镀锡轴向引线 Terminals: Plated axial leads
- 极性: 色环端为负极 Polarity: Color band denotes cathode end
- 安装位置: 任意 Mounting Position: Any

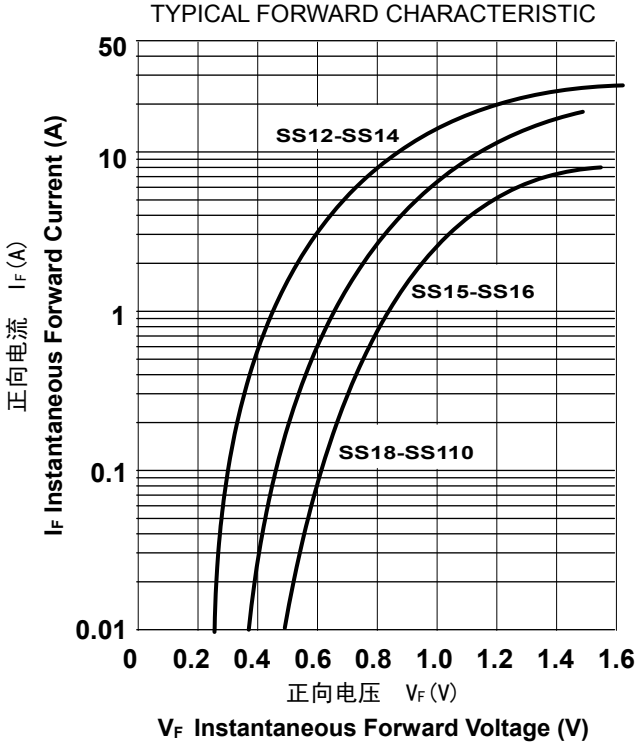
极限值和温度特性 TA = 25°C 除非另有规定。

Maximum Ratings & Thermal Characteristics Ratings at 25°C ambient temperature unless otherwise specified.

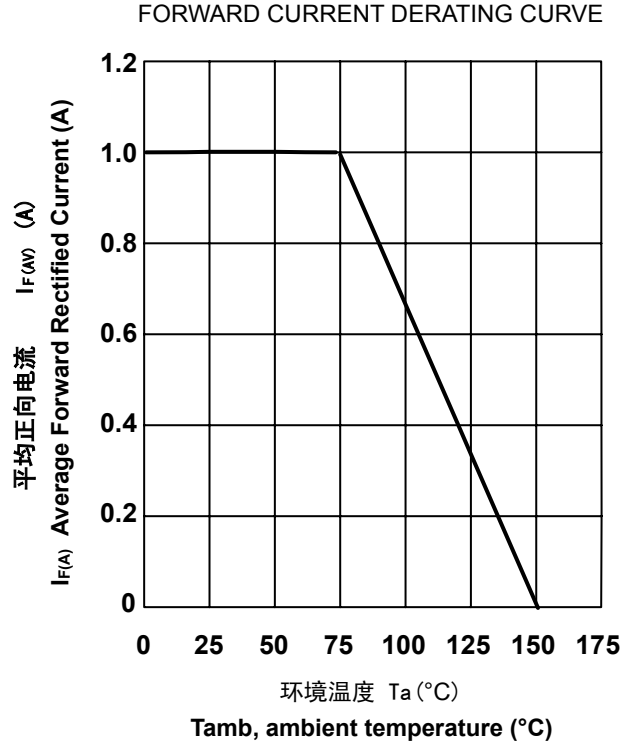
	符号 Symbols	SS12	SS13	SS14	SS15	SS16	SS18	SS110	单位 Unit
最大峰值反向电压 Maximum repetitive peak reverse voltage	V <sub>RRM</sub>	20	30	40	50	60	80	100	V
最大反向有效值电压 Maximum RMS voltage	V <sub>R(RMS)</sub>	14	21	28	35	42	56	70	V
最大直流阻断电压 Maximum DC blocking voltage	V <sub>DC</sub>	20	30	40	50	60	80	100	V
最大正向平均整流电流 Maximum average forward rectified current	I <sub>FM</sub>	1.0							A
最大正向电压降 @IF = 1.0A Maximum forward voltage	V <sub>F</sub>	0.55		0.7		0.85			V
正向峰值浪涌电流 8.3ms单一正弦半波 Peak forward surge current 8.3 ms single half sine-wave	I <sub>FSM</sub>	40							A
最大反向漏电流 @TA = 25°C Maximum reverse current	I <sub>R</sub>	0.5							mA
典型热阻 Typical thermal resistance	R <sub>θJA</sub>	75							°C/W
典型结电容 VR = 4.0V f = 1.0MHz Type junction capacitance	C <sub>j</sub>	15							pF
工作温度和存储温度 Operating junction and storage temperature range	T <sub>j</sub> , T <sub>STG</sub>	-50 --- +150							°C

特性曲线 Characteristic Curves

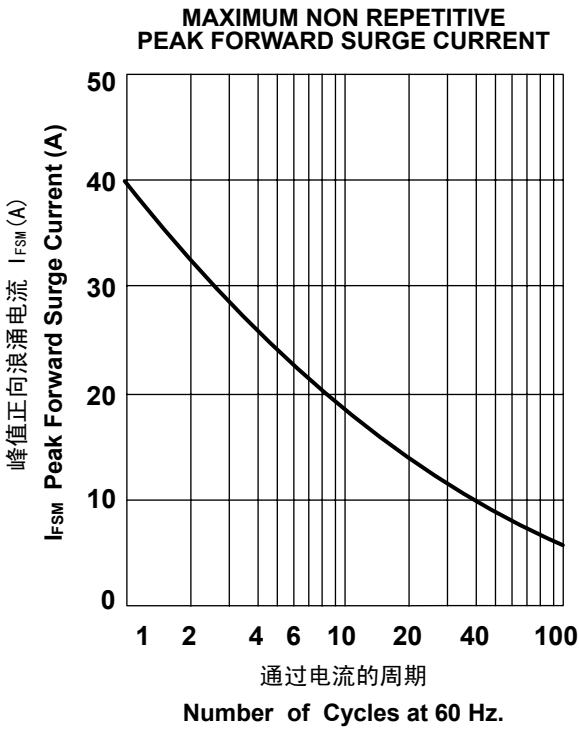
正向特性曲线 (典型值)



正向电流降额曲线



浪涌特性曲线 (最大值)



反向特性曲线 (典型值)

